



Music Virtual Learning

# 8th Grade Orchestra

May 8, 2020



## 8th Grade Orchestra

Lesson: May 8, 2020

### Objective/Learning Target:

Students will learn Hedwig's Theme from Harry Potter

# Warm-Up



# Friday Goal Check-In

Have you started your achievement log? It's not too late to make a list of what you've accomplished this week. Check in with your orchestra teacher and tell us all the amazing things you're doing!

**SET GOAL**  
  
**MET GOAL**

# Bow Lanes



**Violin/Viola Watch Here**

**Cello/Bass Watch Here**





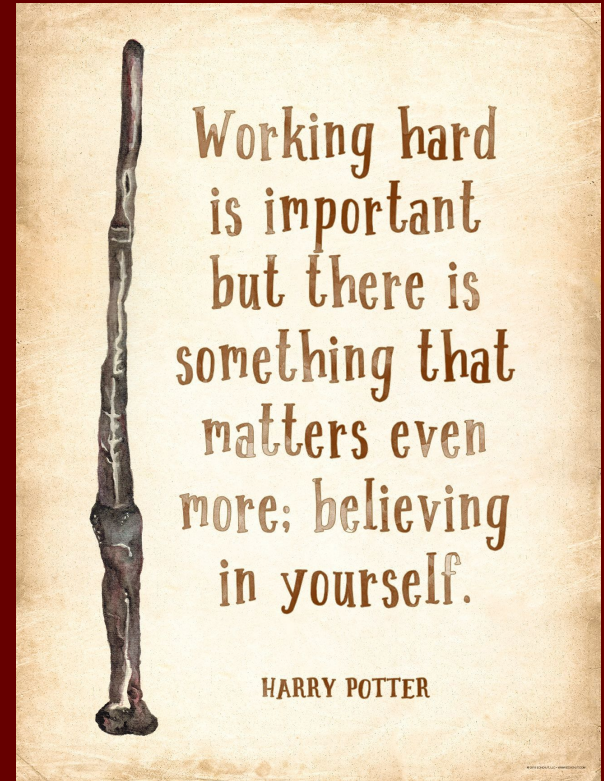
# LESSON



Before stepping into the  
Wizarding World of  
Harry Potter...

## Goal Setting:

- Practice slowly
- Break down challenging parts (Rhythms, notes)
- Who would you like to perform this piece for? (Pet, loved one, friend, teacher)







## Body Mapping Reminders

When playing be aware of your 6 points of balance to help you play your best!

1. AO Joint (Head Balance)
2. Sit Bones
3. Hip Joints
4. Three arches of the feet
5. Knees
6. Arm structure (Feel your shoulder blade moving)



CHECK OUT THE RHYTHM SHEETS



Main Rhythms

Rhythm Sheet for Hedwig's Theme

## RHYTHM & METER FOR HEDWIG'S:

- $\frac{3}{4}$ = Simple Triple Meter  
123 123
- Cut Time (Review Lesson on 4/14 where cut time is explained on video on simple meter slide) 
- Clap the rhythm or play on an open string
- Follow along with the recording 



PRACTICE ALONG AND LEARN  
YOUR NOTES!


VIOLIN/VIOLA

KEY SIGNATURE & FINGER PATTERNS FOR  
HEDWIG'S:



- **1st key:** (m. 17-51) Only has F#
  - Some form of E Minor  
E F(♯) G# A# B C(♯) D# E
- **Key Change:** (m. 59-end)  
No sharps or flats
  - Some form of A Minor  
a b(♭) c d# e f g(♯) a

CELLO/BASS






## Articulations

- **Legato**
  - Smooth & Connected
  - Make sure to check out Ms. Guillory's bowing warmup exercises
- **Spiccato**
  - Off the string
- **Accents**
  - Put in weight first and then release


# Hedwig's Theme Violin

[Click here for Sheet Music](#)

**Final Run Through**




**Fun Video**




# Hedwig's Theme Viola

[Click here for Sheet Music](#)

**Final Run Through**



**Fun Video**



# Hedwig's Theme Cello

[Click here for Sheet Music](#)

**Final Run Through**



**Fun Video**



# Hedwig's Theme Bass

[Click here for Sheet Music](#)

**Final Run Through**



**Fun Video**








# REVIEW



*Don't forget to share  
your amazing work with  
your teachers!*

# Self-Assessment





ONCE YOU HAVE MASTERED HEDWIG'S THEME, TAKE IT TO THE NEXT LEVEL  
BY...

1. SHIFTING
2. ADDING VIBRATO
3. TAKING IT UP TO TEMPO
4. MASTERING ARTICULATIONS (ACCENTS, STACCATOS, SPICCATO, LEGATO)
5. MEMORIZING IT

# Additional Materials

